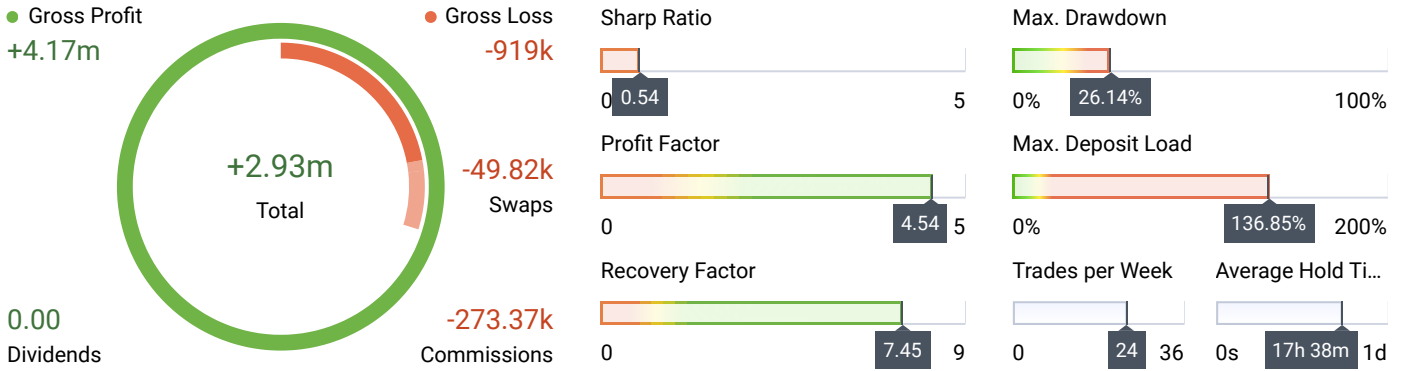
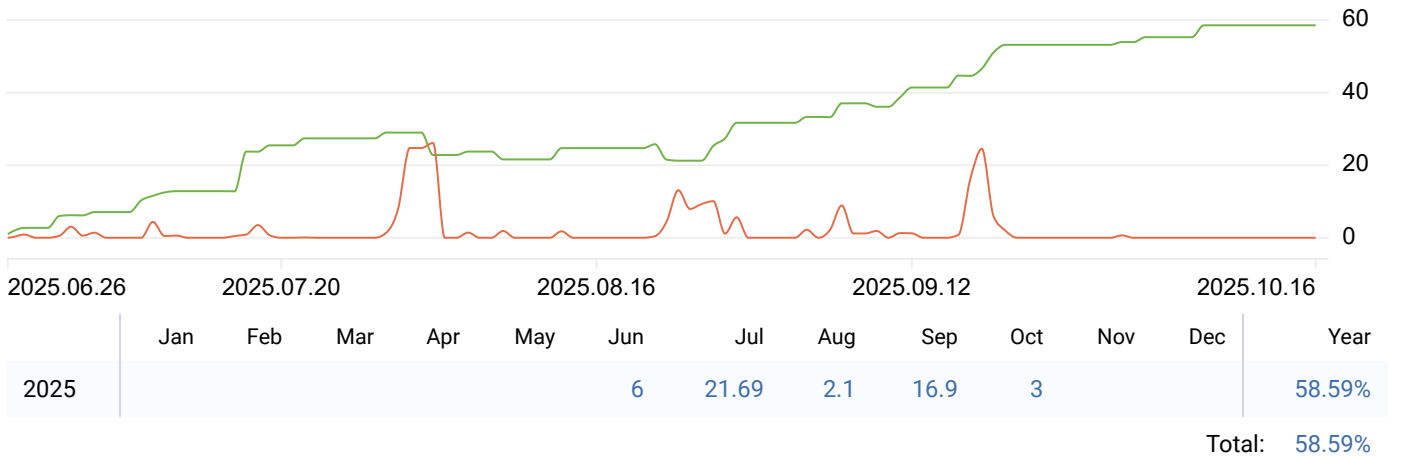


USD 58.59% 29.42% 5 000 000.00 (1) 0.00 (0) 0.00 0.00
 Currency Gain Trading Activity Deposits Withdrawals Dividends Corrections
 0.00
 Credit

1. Summary



58.59% 6.09%
 ● Growth ● Drawdown



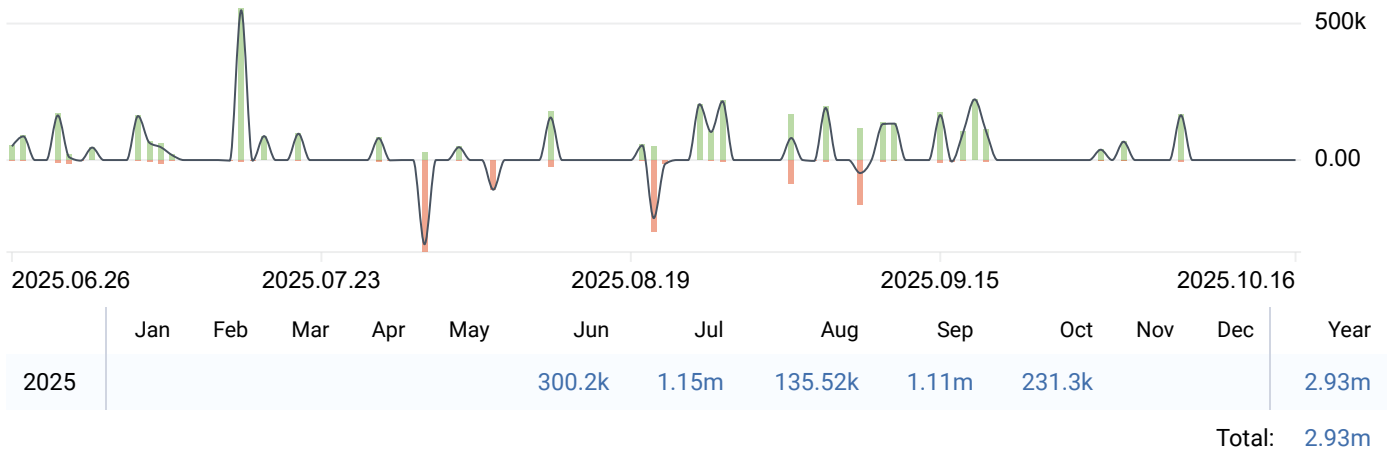
7 929 445.52 7 929 445.52
 ● Balance ● Equity



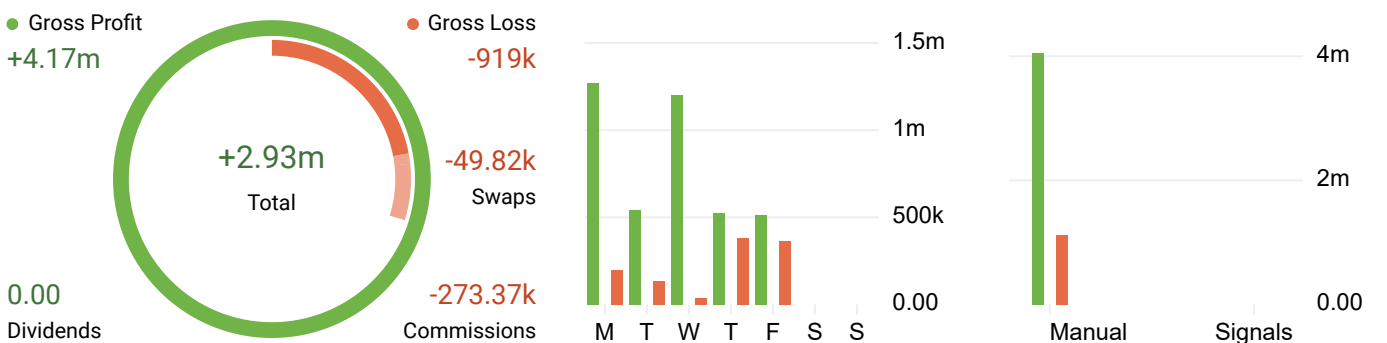
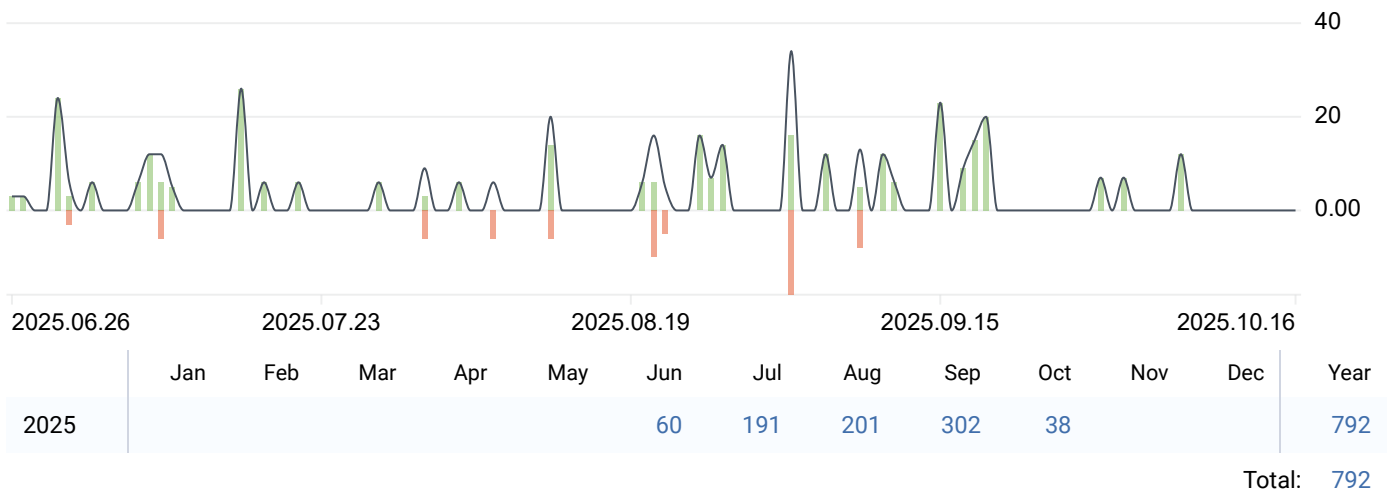
USD 58.59% 29.42% 5 000 000.00 (1) 0.00 (0) 0.00 0.00
 Currency Gain Trading Activity Deposits Withdrawals Dividends Corrections
 0.00
 Credit

2. Profit & Loss

4 047 884.07 0.00 -49 819.48 -1 118 438.55 -273 367.50
 ● Profit Dividends Swaps ● Loss Commissions



4 047 884.07 0.00 -49 819.48 -1 118 438.55 -273 367.50
 ● Profit Dividends Swaps ● Loss Commissions

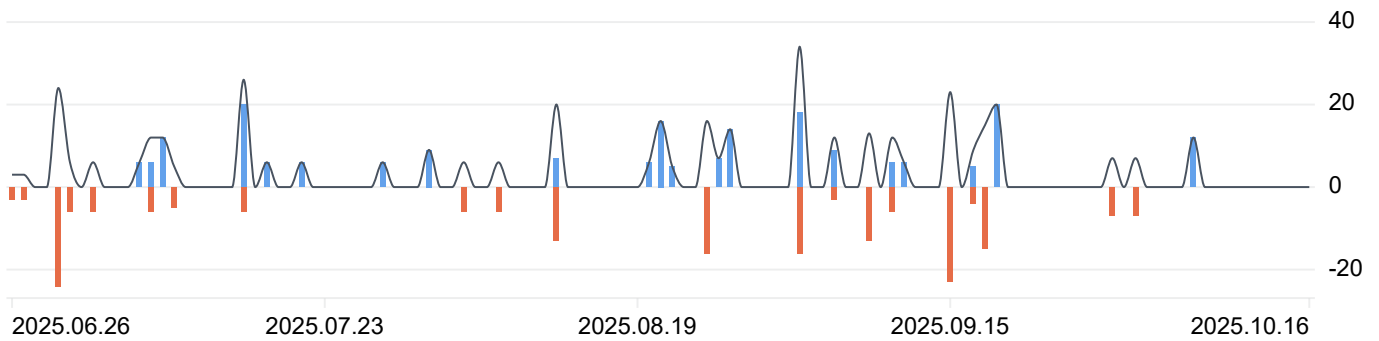


USD	58.59%	29.42%	5 000 000.00 (1)	0.00 (0)	0.00	0.00
Currency	Gain	Trading Activity	Deposits	Withdrawals	Dividends	Corrections

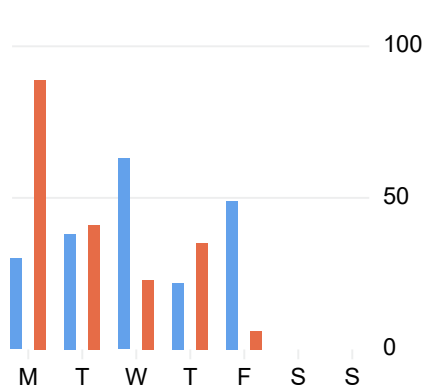
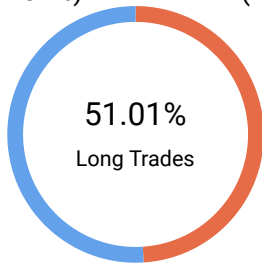
0.00
Credit

3. Long & Short

202 (51.01%) 194 (48.99%)
● Long ● Short



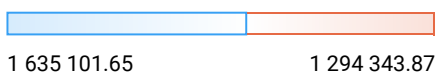
● Long ● Short
202 (51.01%) 194 (48.99%)




● Trading Robots ● Trading Signals
0 0



Netto P/L: 2 929 445.52



Commissions: -273 367.50




Trades: 396



Average P/L: 7 383.22



Average Profit: 10 192.02




Win Trades: 328



Average P/L: 0.117%



Average Profit: 0.161%



Win Trades: 82.83%



USD	58.59%	29.42%	5 000 000.00 (1)	0.00 (0)	0.00	0.00
Currency	Gain	Trading Activity	Deposits	Withdrawals	Dividends	Corrections
0.00						
Credit						

4. Symbols

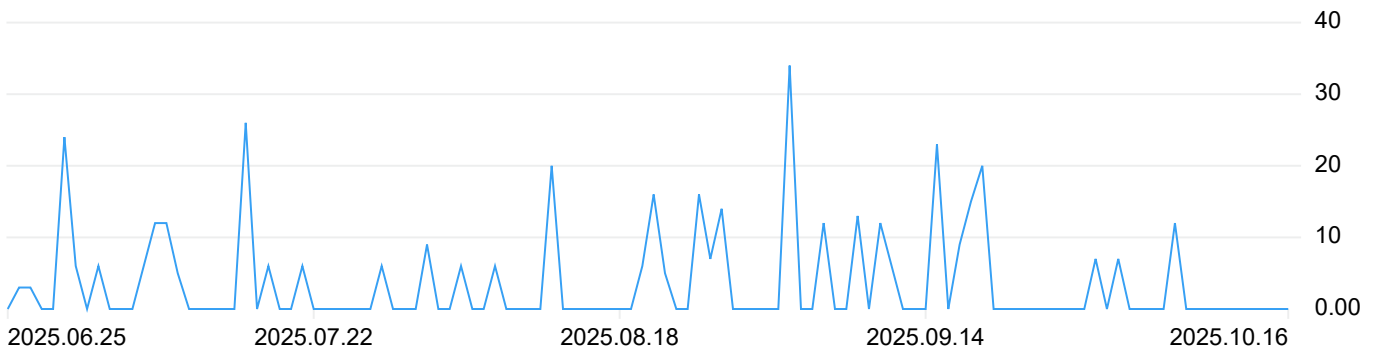
2 929 445.52

● EURUSD



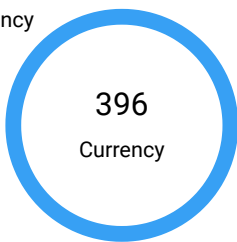
396

● EURUSD



● Currency

396



● EURUSD

396 (100%)



● Trading Robot

0

● Trading Signals

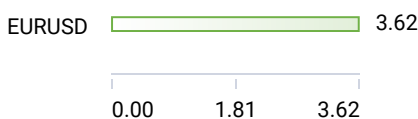
0



396

● Manual Trading

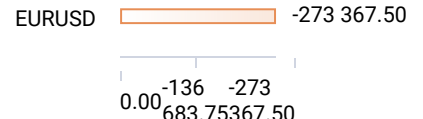
Profit Factor by Symbols



Netto Profit by Symbols



Fees by Symbols

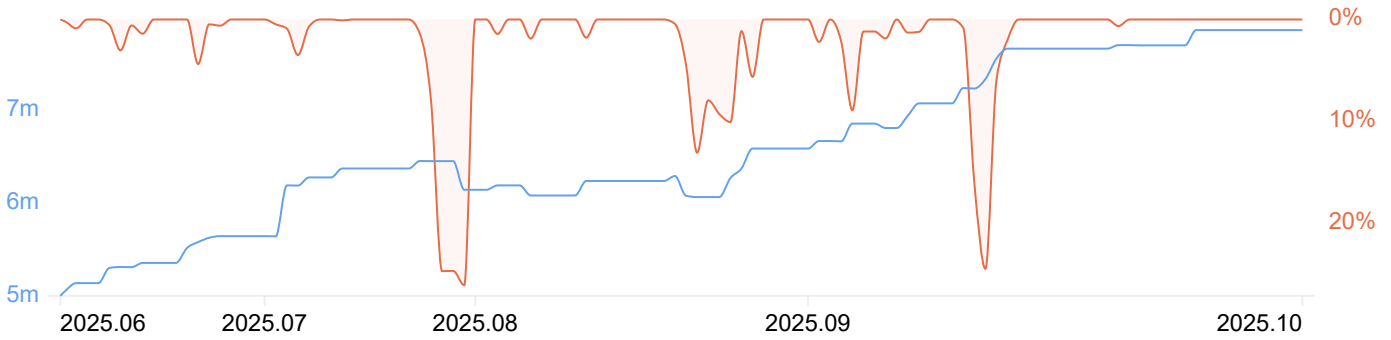


USD	58.59%	29.42%	5 000 000.00 (1)	0.00 (0)	0.00	0.00
Currency	Gain	Trading Activity	Deposits	Withdrawals	Dividends	Corrections

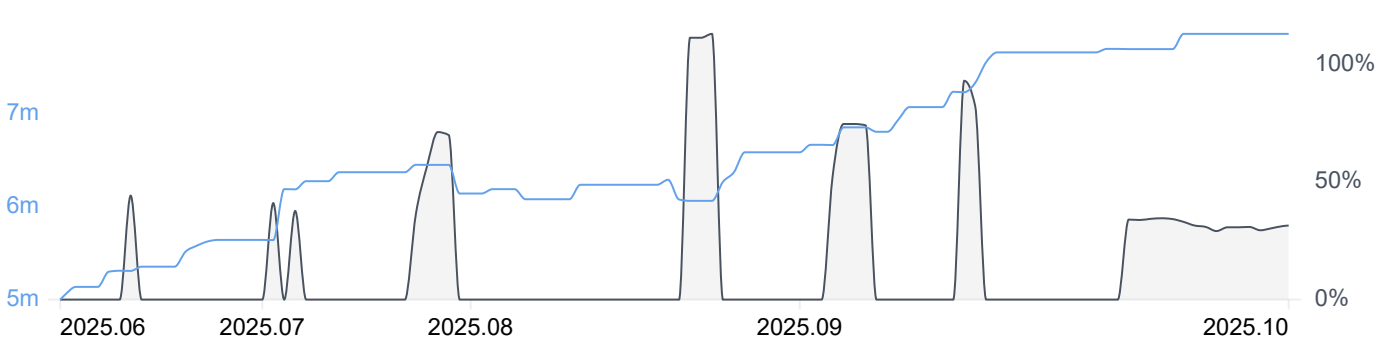
0.00
Credit

5. Risks

7 929 445.52 0%
● Balance ● Drawdown



7 929 445.52 31.61%
● Balance ● Deposit Load



Best trade: 45 450.00	Max. consecutive wins: 116	Max. consecutive profit: 1 276 357.50
Worst trade: -56 393.80	Max. consecutive losses: 15	Max. consecutive loss: -264 050.00

0% 0% 0% 0%
● MFE (Max. Profit) ● Avg. Profit ● Avg. Loss ● MAE (Max. DD)

