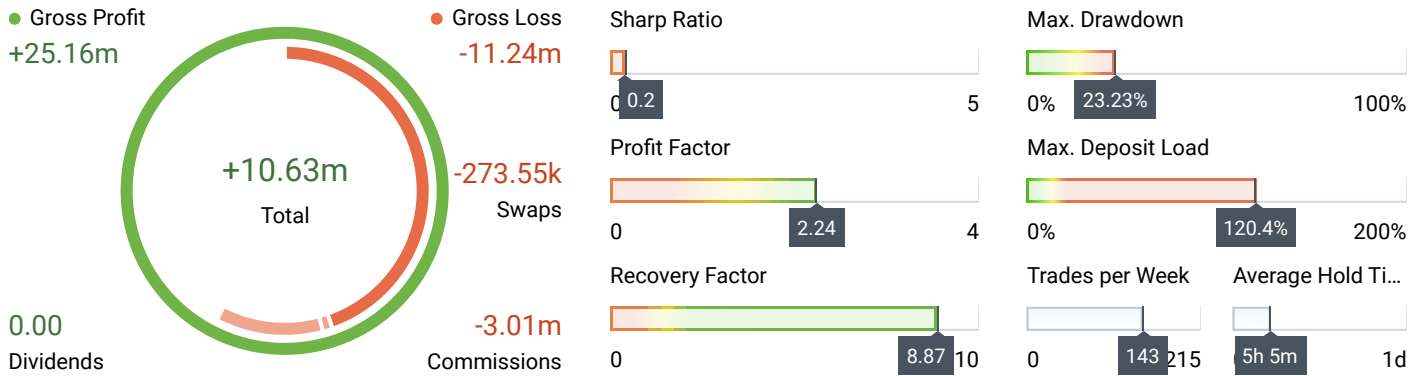
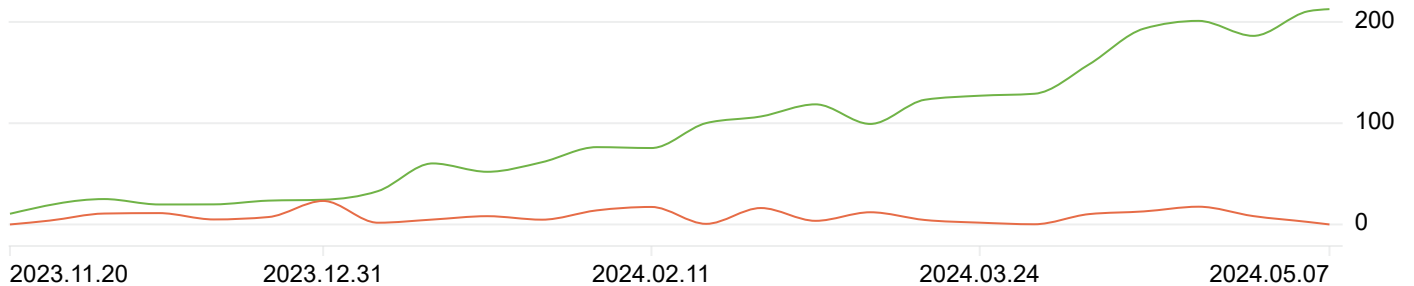


GBP **212.66%** **29.54%** **5 000 000.00 (1)** **0.00 (0)** **0.00** **0.00**
 Currency Gain Trading Activity Deposits Withdrawals Dividends Corrections
0.00
 Credit

1. Summary



212.66% **13.72%**
 Growth Drawdown



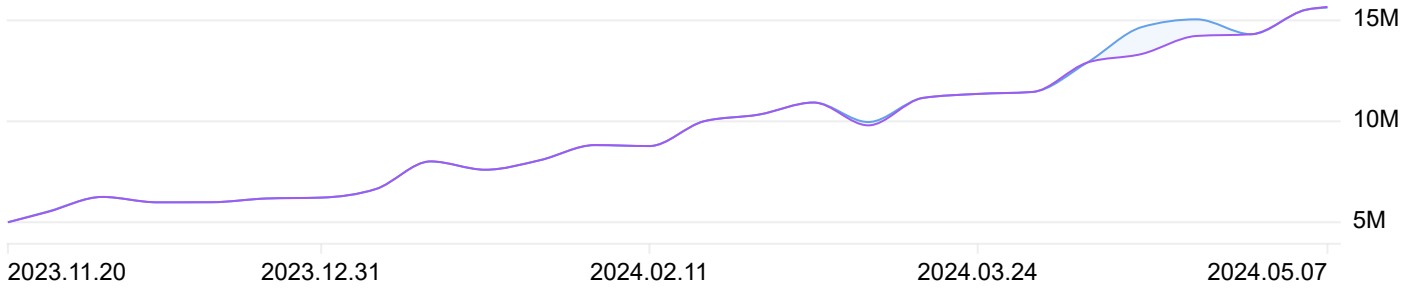
	Jan	Feb	Mar	Apr	May	Jun	Jul	Aug	Sep	Oct	Nov	Dec	Year
2023											24.1	0.26	24.42%
2024	36.27	28.81	4.9	24.91	9.26								151.3%
Total:												212.66%	

15 632 931.69

15 668 144.08

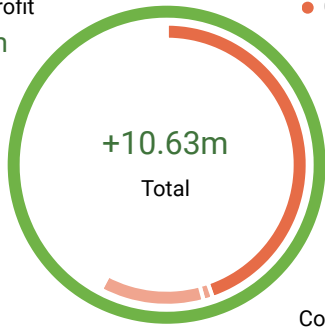
● Balance

● Equity



	Jan	Feb	Mar	Apr	May	Jun	Jul	Aug	Sep	Oct	Nov	Dec	Year
2023											1.2m	15.99k	1.22m
2024	2.26m	2.44m	534.91k	2.85m	1.32m								9.41m
Total:												10.63m	

Gross Profit
+25.16m

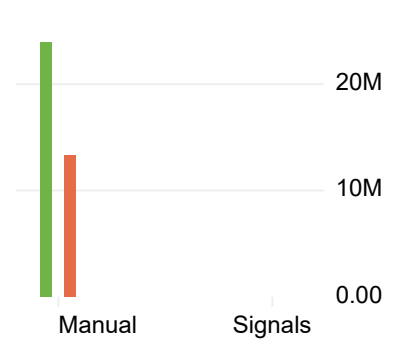
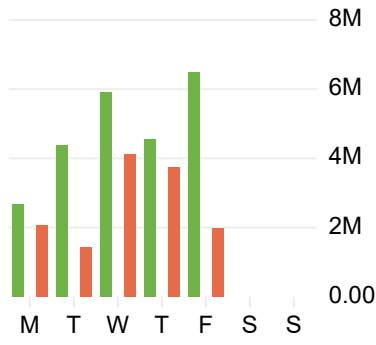


Gross Loss
-11.24m

-273.55k
Swaps

-3.01m
Commissions

0.00
Dividends

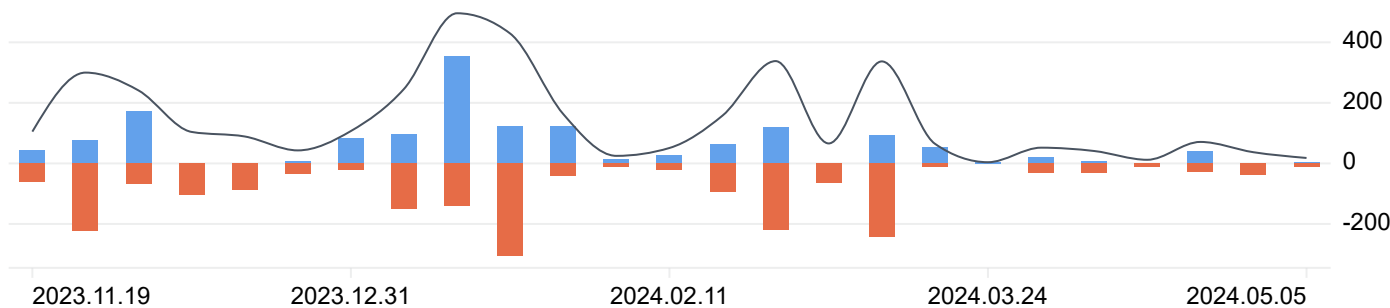


GBP 212.66% 29.54% 5 000 000.00 (1) 0.00 (0) 0.00 0.00
 Currency Gain Trading Activity Deposits Withdrawals Dividends Corrections

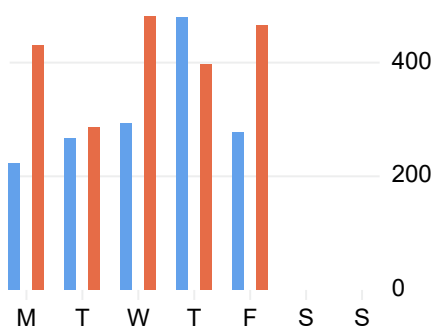
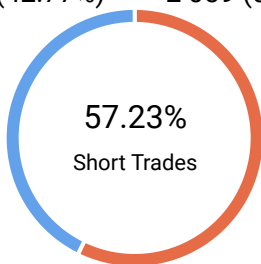
0.00
Credit

3. Long & Short

1 539 (42.77%) 2 059 (57.23%)
 ● Long ● Short



● Long ● Short
 1 539 (42.77%) 2 059 (57.23%)



● Trading Robots ● Trading Signals
 0 0



3 598
● Manual Trading

Netto P/L: 10 632 931.69



Commissions: -3 009 952.78




Trades: 3 598



Average P/L: 2 562.30




Average Profit: 6 389.83



Win Trades: 2 753



Average P/L: 0.0282%



Average Profit: 0.0731%



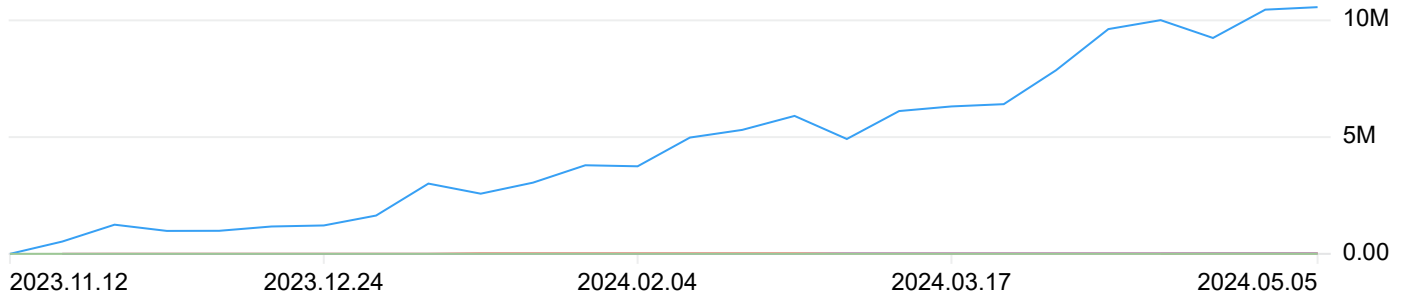
Win Trades: 76.51%



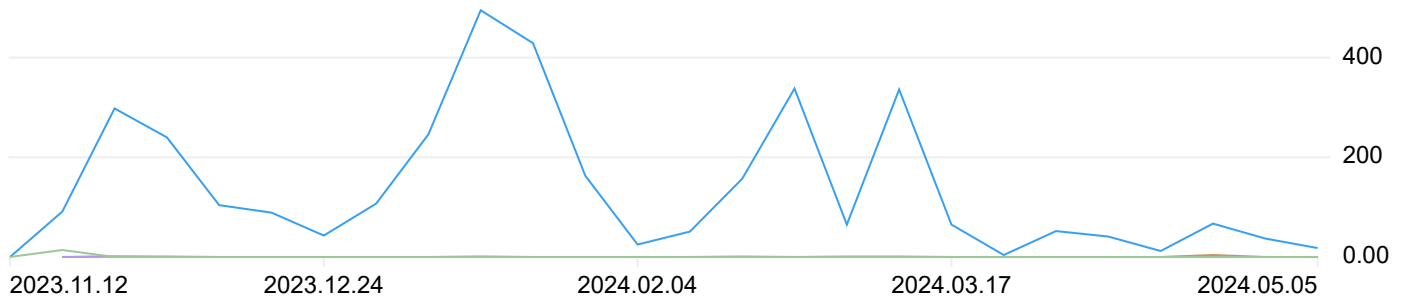
GBP	212.66%	29.54%	5 000 000.00 (1)	0.00 (0)	0.00	0.00
Currency	Gain	Trading Activity	Deposits	Withdrawals	Dividends	Corrections
0.00						
Credit						

4. Symbols

10 565 914.01	23 657.54	23 242.81	19 479.01	638.32
● EURUSD	● GBPUSD	● GBPJPY	● BTCUSD	● US500

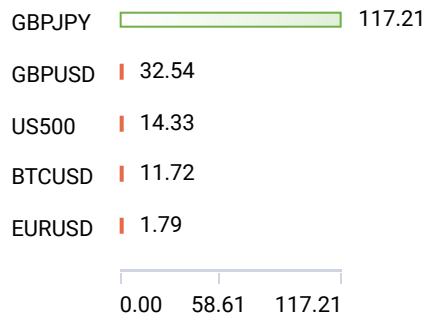


3 573	14	5	4	2
● EURUSD	● US500	● BTCUSD	● GBPJPY	● GBPUSD

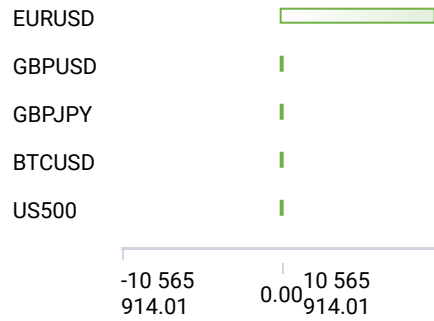


<p>● Currency</p> <p>3 579</p> <div style="border: 2px solid blue; border-radius: 50%; width: 100px; height: 100px; display: flex; align-items: center; justify-content: center; margin: 0 auto;"> <div style="text-align: center;"> <p>3579</p> <p>Currency</p> </div> </div>	<p>● Crypto Currency</p> <p>5</p> <div style="border: 2px solid blue; border-radius: 50%; width: 100px; height: 100px; display: flex; align-items: center; justify-content: center; margin: 0 auto;"> <div style="text-align: center;"> <p>3573</p> <p>EURUSD</p> </div> </div>	<p>● Trading Robots</p> <p>0</p> <div style="border: 2px solid gray; border-radius: 50%; width: 100px; height: 100px; display: flex; align-items: center; justify-content: center; margin: 0 auto;"> <div style="text-align: center;"> <p>3 598</p> <p>Manual Trading</p> </div> </div>
<p>● Index</p> <p>14</p>	<p>● EURUSD</p> <p>3 573 (99.31%)</p> <p>● US500</p> <p>14 (0.389%)</p> <p>● BTCUSD</p> <p>5 (0.139%)</p> <p>● GBPJPY</p> <p>4 (0.111%)</p> <p>● GBPUSD</p> <p>2 (0.0556%)</p>	<p>● Trading Signals</p> <p>0</p> <p>3 598</p> <p>● Manual Trading</p>


Profit Factor by Symbols



Netto Profit by Symbols

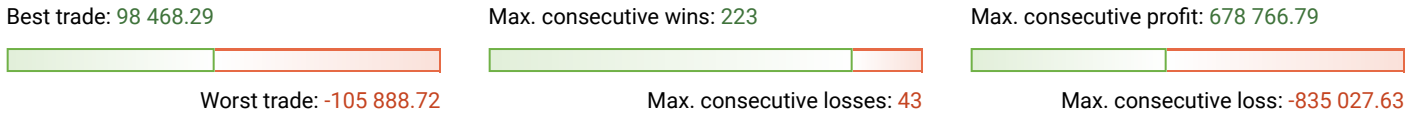
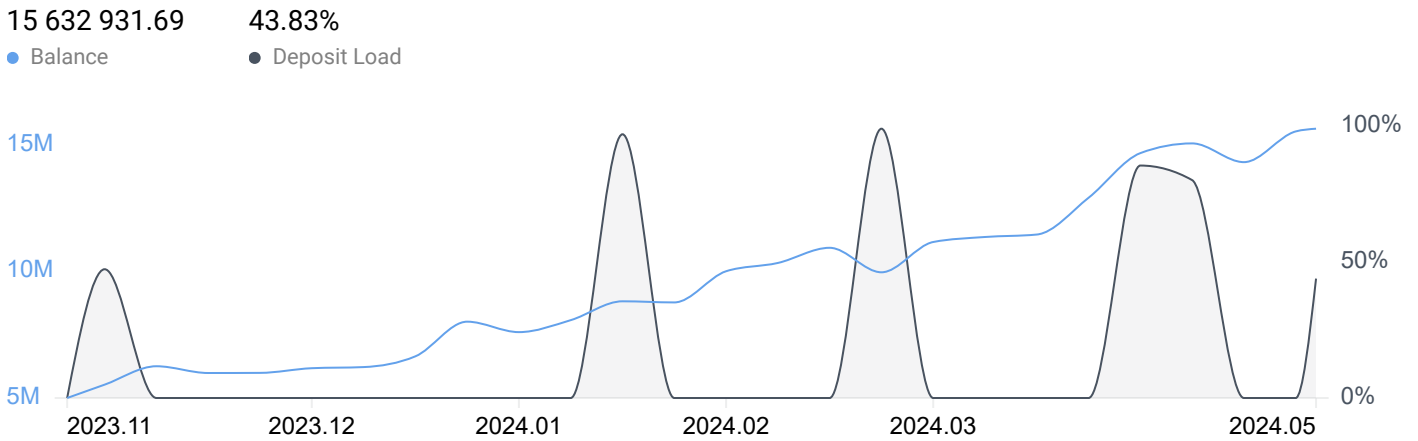
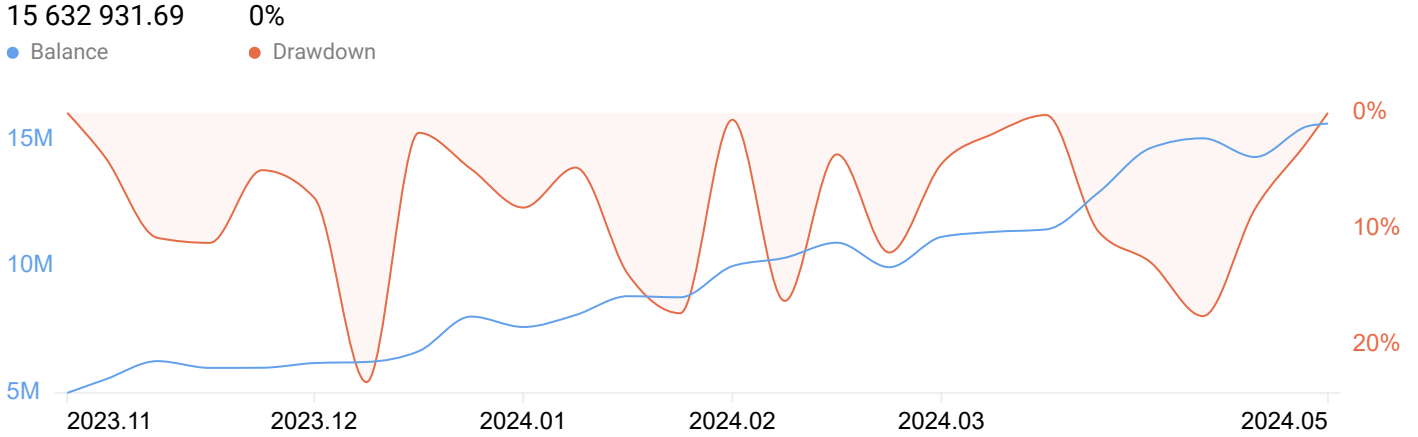


Fees by Symbols



GBP	212.66%	29.54%	5 000 000.00 (1)	0.00 (0)	0.00	0.00
Currency	Gain	Trading Activity	Deposits	Withdrawals	Dividends	Corrections
0.00						
Credit						

5. Risks



0% 0% 0% 0%

● MFE (Max. Profit) ● Avg. Profit ● Avg. Loss ● MAE (Max. DD)

